

Raynor Innovations Series™

THE ULTIMATE IN DESIGN CHOICES



8' x 8' Centura Millcreek in White

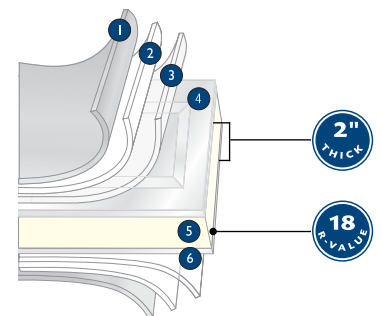
The Raynor Centura adds instant curb appeal to any home. But appearance is only half the story. Superior engineering makes timeless Centura doors as dependable as they are stylish. Centura doors are available in 3 standard and 10 optional doors designs.



2" Thick Sections

Centura's 2" thick door sections are made from rust-resistant, 24-gauge embossed galvanized steel and are coated with a baked-on polyester paint finish for long life.

- 1 Baked-on finish
- 2 Epoxy primer
- 3 Galvanized layer
- 4 High-strength steel
- 5 Polyurethane insulation
- 6 High-strength steel



SECTIONS WARRANTED "FOR AS LONG AS YOU OWN YOUR HOME" AGAINST RUST
HARDWARE/SPRINGS: 5 YEARS

Hardware



Centura doors feature galvanized steel track and steel wheel, ball bearing rollers for smooth, reliable operation.

Insulation



Our innovative process fills 100% of the door's interior space. The energy-saving polyurethane core delivers an exceptional **18 R-value** and helps to reduce noise.

Finger Protection



As your door closes, the exclusive Raynor Finger Protection System™ gently pushes fingers away from section joints.

Colors



White



ClayTone



GrayTone



Almond



Brown*



Hunter Green*

* Features the Kynar® paint process, providing extended UV protection against fading.

Hurricane Reinforcing Systems



Centura single car doors and double-car doors with lower pressure requirements incorporate high-strength steel U-bar reinforcement, for a Hurricane-Ready™ design.

No Tools Required! **1.** Centura's double-car doors requiring higher pressures use a Removable Hurricane Post system to protect your home against hurricane-force winds. Installation is easy - no tools are required. When the time comes to ready your door, simply place the post(s) into position. (Posts should be stored near the door on the garage wall for convenient access.) **2.** Slip header latch into position; **3.** Place straps around post and secure with cotter pin. **4.** Drop pin into floor. In a matter of minutes, your home will be protected from hurricane-velocity winds.


Sizes

Heights: 6'0", 6'-3", 6'-6", 6'-9", 7'-0", 7'-6", 7'-9", 8'-0"


Widths: 6'-0" - 18'-0"

Panel Styles

Standard Designs*




Colonial 1-car



Colonial 2-car




Ranch 1-car




Ranch 2-car

*Also available in flush panels. 1-car doors shown in 8' x 7' configuration. 2-car doors shown in 16' x 7' configuration.

Optional Designs**




Millcreek



Ridgelake



Bridgeport




Shoreland



Edgewater



Brookview



Riverside



Baypoint



Springfield



Highcrest

**Contact your Raynor dealer for size availability on optional panel style designs.

Windload Details

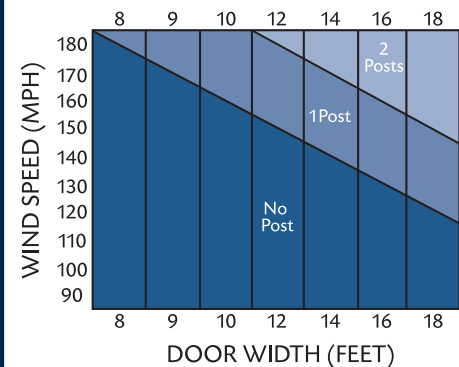


Chart represents approximate design requirements. Contact your Raynor dealer for exact pressures and designs.

www.raynor.com

2903644-1/04 7.5K