

Raynor Innovations SeriesTM

THE ULTIMATE IN DESIGN CHOICES



16' x 7' Affina Baypoint in White

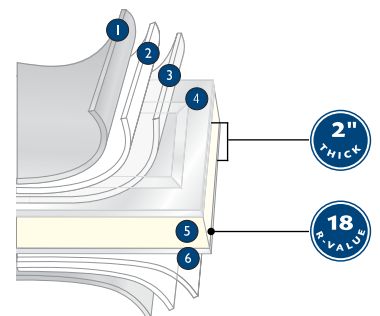
The perfect combination of elegance and durability, Raynor Affina doors are available in 13 door designs and 6 colors to match your home's unique character. Beautiful and strong, only Affina doors feature the EnduraCoteTM Hardware System, giving your garage interior a more polished look.



2" Thick Sections

Affina's 2" thick door sections are made from rust-resistant, 24-gauge embossed galvanized steel and are coated with a baked-on polyester paint finish for long life.

- 1 Baked-on finish
- 2 Epoxy primer
- 3 Galvanized layer
- 4 High-strength steel
- 5 Polyurethane insulation
- 6 High-strength steel



SECTIONS WARRANTED "FOR AS LONG AS YOU OWN YOUR HOME" AGAINST RUST
HARDWARE/SPRINGS: "FOR AS LONG AS YOU OWN YOUR HOME"

EnduraCote™ Hardware System



Comes with extended-life springs, track and hardware powdercoated white to provide a clean, finished look and maximum protection against rust. Nylon rollers with steel ball bearings also help to provide superior noise reduction.

Insulation



Our innovative process fills 100% of the door's interior space. The energy-saving polyurethane core delivers an exceptional **18 R-value** and helps to reduce noise.

Finger Protection



As your door closes, the exclusive Raynor Finger Protection System™ gently pushes fingers away from section joints.

Colors



* Features the Kynar® paint process, providing extended UV protection against fading.

Hurricane Reinforcing Systems



Affina single car doors and double-car doors with lower pressure requirements incorporate high-strength steel U-bar reinforcement, for a Hurricane-Ready™ design.

No Tools Required! 1. Affina double-car doors requiring higher pressures use a Removable Hurricane Post system to protect your home against hurricane-force winds. Installation is easy - no tools are required. When the time comes to ready your door, simply place the post(s) into position. (Posts should be stored near the door on the garage wall for convenient access.) 2. Slip header latch into position; 3. Place straps around post and secure with cotter pin. 4. Drop pin into floor. In a matter of minutes, your home will be protected from hurricane-velocity winds.

Sizes

Heights: 6'-0", 6'-3", 6'-6", 6'-9", 7'-0", 7'-6", 7'-9", 8'-0"


Widths: 6'-0" - 18'-0"

Panel Styles

Standard Designs*



Colonial 1-car



Colonial 2-car



Ranch 1-car



Ranch 2-car

*Also available in flush panels. 1-car doors shown in 8' x 7' configuration. 2-car doors shown in 16' x 7' configuration.

Optional Designs**



Millcreek



Ridgelake



Bridgeport




Shoreland



Edgewater



Brookview



Riverside



Baypoint



Springfield



Highcrest

**Contact your Raynor dealer for size availability on optional panel style designs.

Windload Details

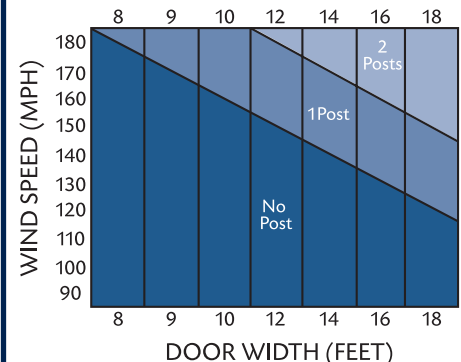


Chart represents approximate design requirements. Contact your Raynor dealer for exact pressures and designs.

www.raynor.com

2903643-1/04 7.5K