
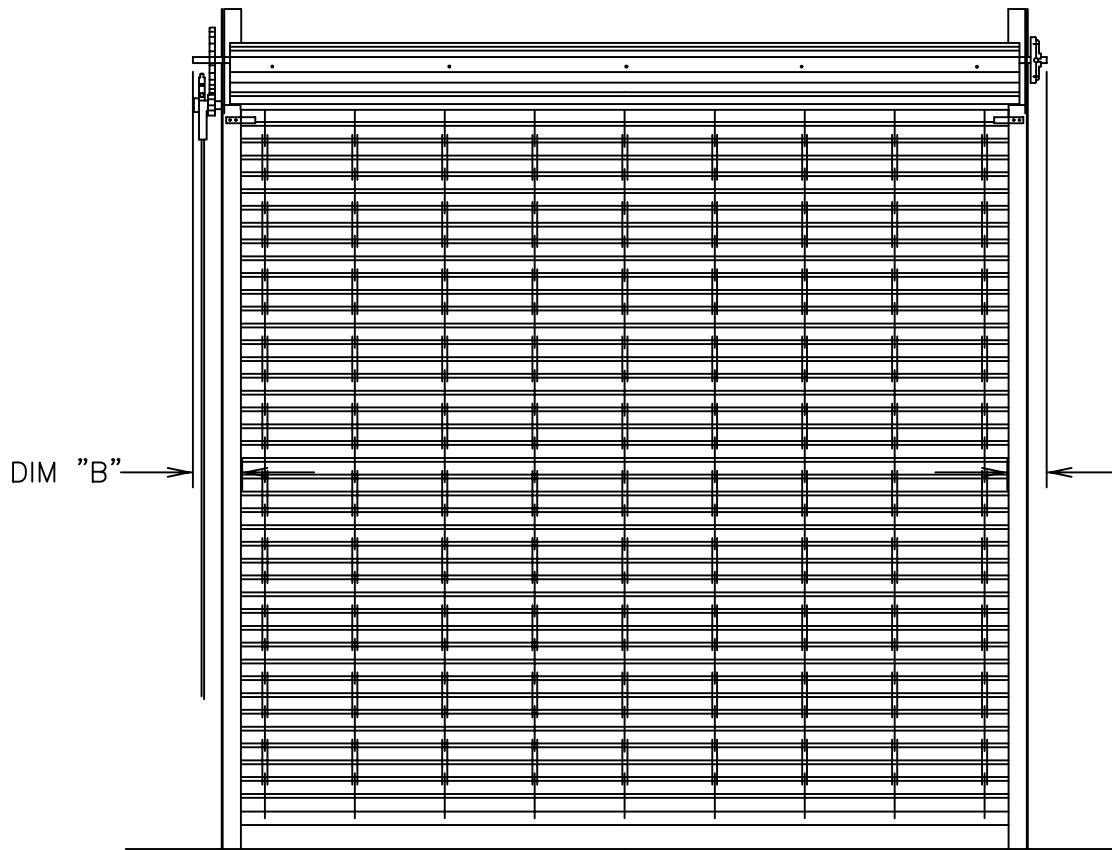


DOOR NUMBER	QTY	OPENING		MODEL	GA.	"A"	"B"	"C"	"D"	"E"	"F"	"G"	"H"	"J"	MOUNT TYPE	OPER.	DRIVE	JAMB TYPE	GUIDE	JOB:	
		WIDTH	HEIGHT																		
																				DISTRIBUTOR:	
																				CONTRACTOR:	
																				ARCHITECT:	

DURAGRILLE MODEL GBA/GSA
 INTERIOR FACE MOUNT
 CHAIN HOIST OPERATION

DURAGRILLE



LEFT HAND DRIVE
(SHOWN)

RIGHT HAND DRIVE

"ELEVATION"

DOORS SHALL BE ROLLING STEEL MODEL DURAGRILLE "STANDARD" (GRILLE DOORS) AS MANUFACTURED BY RAYNOR GARAGE DOORS.

BRACKETS— STEEL PLATES, MIN. 3/16"(4.8mm) THICK, BOLTED TO GUIDES FOR MOUNTING CURTAIN AND BARREL ASSEMBLY. DRIVE SIDE BRACKET SHALL BE FITTED WITH A SEALED BALL BEARING FOR LONG LIFE.

BARREL— STRUCTURAL STEEL PIPE, MINIMUM 4-1/2"(114.3mm) O.D.X.120" (3.0mm) WALL THICKNESS AND DESIGNED TO LIMIT MAXIMUM DEFLECTION, UNDER LOAD, TO .03"(0.76mm) PER FOOT OF SPAN.

SPRING COUNTERBALANCE— THE CURTAIN SHALL BE COUNTERBALANCED BY MEANS OF OIL TEMPERED, HELICAL TORSION SPRINGS, GREASE-PACKED AND MOUNTED ON A SINGLE CONTINUOUS STEEL TORSION SHAFT. SPRINGS SHALL BE COMPRESSION SPRING DESIGN TO FACILITATE ANY COUNTERBALANCE MAINTENANCE. CAST IRON SPRING ANCHORS SHALL TRANSFER FULL SPRING LOADING TO THE BARREL.

GUIDES— SHALL CONSIST OF EXTRUDED ALUMINUM (6063-T5) WITH WOOL PILE INSERTS TO REDUCE NOISE. THE EXTRUDED ALUMINUM GUIDES WILL BE ATTACHED TO EITHER STRUCTURAL STEEL ANGLES, OR STRUCTURAL STEEL SUPPORT TUBES, OR DIRECTLY TO THE JAMBS DEPENDING ON THE REQUIREMENTS.

MODEL GSA

CURTAIN— CONSISTS OF HORIZONTAL 5/16" (7.9mm) DIAMETER ALUMINUM RODS SPACED VERTICALLY @ 2" (50.8mm) O.C. AND THE LINKS SPACED HORIZONTALLY @ 9" (228.9mm) O.C. THE BOTTOM OF THE CURTAIN TO BE REINFORCED WITH AN ALUMINUM EXTRUDED TUBULAR BOTTOM BAR.

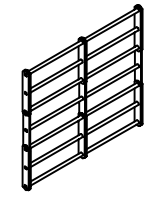
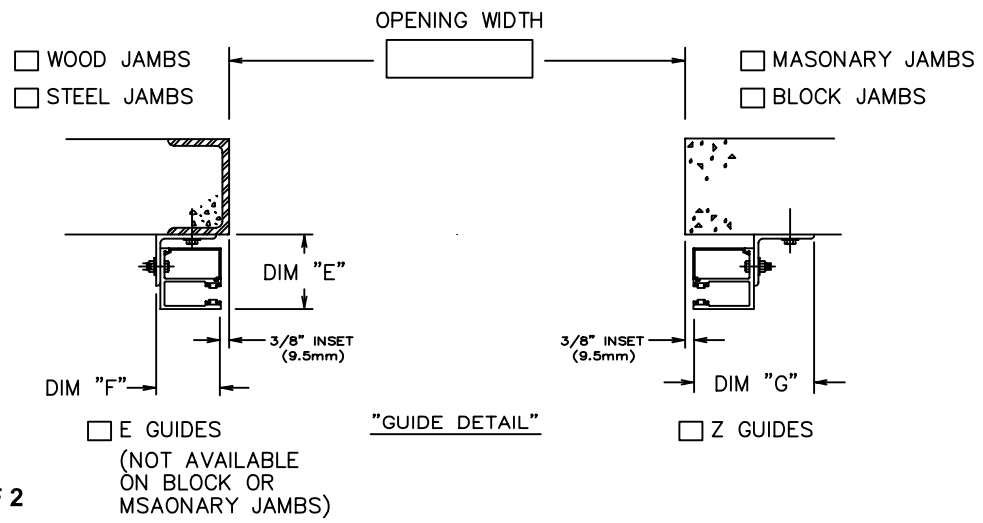
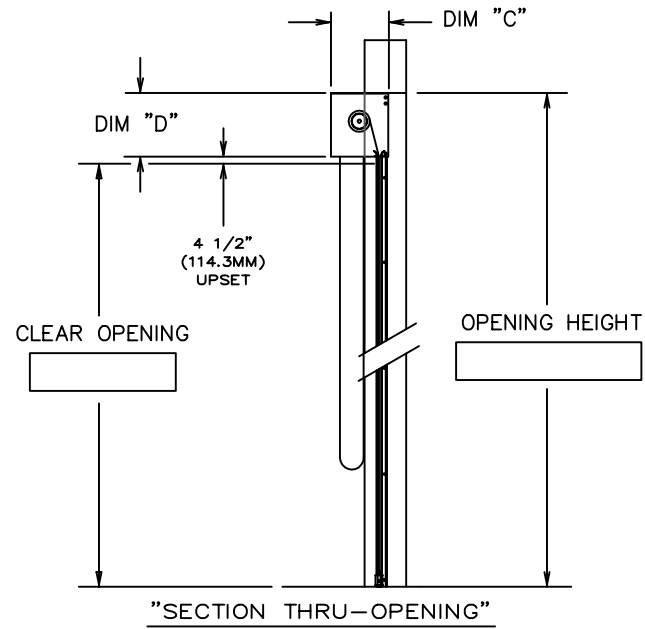
MODEL GBA

CURTAIN— CONSISTS OF HORIZONTAL 5/16" (7.9mm) DIAMETER ALUMINUM RODS SPACED VERTICALLY @ 2" (50.8mm) O.C. AND THE LINKS SPACED HORIZONTALLY @ 9" (228.9mm) O.C. IN A BRICK PATTERN. THE BOTTOM OF THE CURTAIN TO BE REINFORCED WITH AN ALUMINUM EXTRUDED TUBULAR BOTTOM BAR.

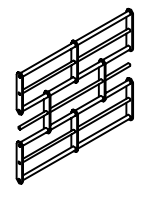
CHAIN HOIST— BY MEANS OF GRAY IRON REDUCTION GEARS AND GALVANIZED HAND CHAIN. MAXIMUM PULL TO BE 35 POUNDS. LOCKING TO BE ACCOMPLISHED WITH HAND CHAIN LOCK. (PADLOCK BY OTHERS.)

- HOOD—OMIT
- HOOD—SHALL BE 24 GA. COMMERCIAL QUALITY HOT-DIPPED GALVANIZED STEEL WITH ROLLED EDGES TO PROVIDE STRUCTURAL RIGIDTY.
- HOOD—SHALL BE ALUMINUM .04 (1mm) THCK WITH ROLLED EDGES TO PROVIDE STRUCTURAL RIGIDITY.
- FINISH— ALUMINUM CURTAIN, BOTTOM BAR, & GUIDES TO BE BRONZE ANODIZED.
- FINISH— ALUMINUM CURTAIN TO BE MILLED. GUIDES & BOTTOM BAR CLEAR ANODIZED.
- FINISH— ALUMINUM CURTAIN, BOTTOM BAR, & GUIDES TO BE CLEAR ANODIZED.
- LOCKING— SLIDE BOLT TO ENGAGE GUIDE WITH PROVISION FOR PADLOCK. (PADLOCK BY OTHERS) QUANTITY REQUIRED
- LOCKING— FIVE PIN TUMBLER CYLINDER WITH LOCK BARS TO ENGAGE THE GUIDE. QUANTITY REQUIRED
- LOCK—OPERABLE FROM INTERIOR ONLY.
- LOCK—OPERABLE FROM EXTERIOR ONLY.

DOOR NUMBER	QTY	OPENING		MODEL	GA.	"A"	"B"	"C"	"D"	"E"	"F"	"G"	"H"	"J"	MOUNT TYPE	OPER.	DRIVE	JAMB TYPE	GUIDE	JOB:		
		WIDTH	HEIGHT																			
																					DISTRIBUTOR:	
																						CONTRACTOR:
																						ARCHITECT:
																					NR:2902557	



"GSA" STRAIGHT PATTERN



"GBA" BRICK PATTERN



(NOT AVAILABLE ON BLOCK OR MASONRY JAMBS)