


DOOR NUMBER	QTY	OPENING		MODEL	GA.	"A"	"B"	"C"	"D"	"E"	"F"	"G"	"H"	"J"	MOUNT TYPE	OPER.	DRIVE	JAMB TYPE	GUIDE	JOB:	DISTRIBUTOR:	CONTRACTOR:	ARCHITECT:	
		WIDTH	HEIGHT																					



NR:2904112

DURACOIL BASIC MODEL LFF  
INTERIOR FACE MOUNT CHAIN OPERATION.

# DURACOIL



LEFT HAND DRIVE (SHOWN)       RIGHT HAND DRIVE

"ELEVATION"

DOORS SHALL BE ROLLING STEEL MODEL DURACOIL "BASIC" (STANDARD SERVICE DOOR) AS MANUFACTURED BY RAYNOR GARAGE DOORS.

BRACKETS- STEEL PLATES, MINIMUM 10 GA. GALVANIZED STEEL, ATTACHED WITH 1/2" (12.7MM) DIAMETER CLASS 5 CASE HARDENED BOLTS. THE INSIDE OF THE BRACKET IS FITTED WITH A SEALED BALL BEARING.

BARREL- STRUCTURAL STEEL PIPE, MINIMUM 4-1/2"(114.3mm) O.D.X.120" (3.0mm) WALL THICKNESS AND DESIGNED TO LIMIT MAXIMUM DEFLECTION, UNDER LOAD, TO .03 (0.76mm) PER FOOT OF SPAN.

SPRING COUNTERBALANCE- THE CURTAIN SHALL BE COUNTERBALANCED BY MEANS OF OIL TEMPERED, HELICAL TORSION SPRINGS, GREASE PACKED AND MOUNTED ON A SINGLE CONTINUOUS STEEL TORSION SHAFT. SPRINGS SHALL BE COMPRESSION SPRING DESIGN TO FACILITATE ANY COUNTERBALANCE MAINTENANCE. CAST IRON SPRING ANCHORS SHALL TRANSFER FULL SPRING LOADING TO THE BARREL.

HOOD- SHALL BE 24 GA. COMMERCIAL QUALITY HOT-DIPPED GALVANIZED STEEL. HOOD TO HAVE ROLLED EDGES TO PROVIDE RIGIDITY.

GUIDES- FORMED FROM A 16 GA., GALVANIZED CHANNEL FASTENED TO A MINIMUM 2 1/2" (63.5MM) X 2 1/2" (63.5MM) 11 GA. GALVANIZED STEEL WALL ANGLE.

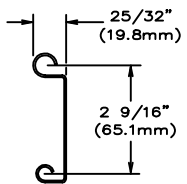
**MODEL LFF**

CURTAIN- INTERLOCKING SLATS ROLLFORMED FROM COMMERCIAL QUALITY HOT DIPPED GALVANIZED (G-80) STEEL PER ASTM A-653. FINISH SHALL BE A TWO COAT BAKED ON PRIME PAINT APPLIED PRIOR TO ROLLFORMING. MALLEABLE IRON GALVANIZED ENDLOCKS FASTENED TO ALTERNATE SLATS WITH TWO ZINC PLATED STEEL RIVETS PER LOCK, ELIMINATES LATERAL MOVEMENT AND PREVENT SLATS FROM WEARING AT SURFACES COMING IN CONTACT WITH GUIDES. BOTTOM OF CURTAIN SHALL BE REINFORCED WITH AN EXTRUDED T-SHAPED BAR. BOTTOM BAR SHALL BE PROVIDED WITH A U-SHAPED ASTRAGAL WEATHERSEAL.

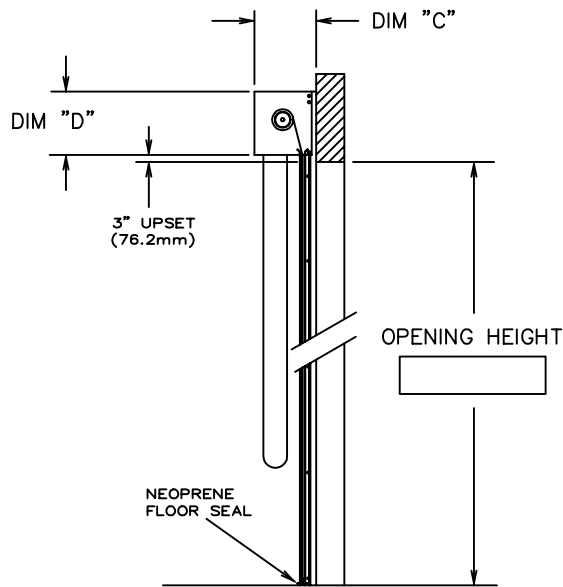
CHAIN HOIST- BY MEANS OF GRAY IRON REDUCTION GEARS AND GALVANIZED HAND CHAIN. MAXIMUM PULL TO BE 35 POUNDS. LOCKING TO BE ACCOMPLISHED WITH HAND CHAIN LOCK. (PADLOCK BY OTHERS.)

- HOOD-OMIT
- HOOD-SHALL BE 24 GA. COMMERCIAL QUALITY HOT-DIPPED GALVANIZED STEEL WITH ROLLED EDGES TO PROVIDE STRUCTURAL RIGIDTY.
- LOCKING- SLIDE BOLT TO ENGAGE GUIDE WITH PROVISION FOR PADLOCK. (PADLOCK BY OTHERS)  QUANTITY REQUIRED
- LOCKING- FIVE PIN TUMBLER CYLINDER WITH LOCK BARS TO ENGAGE THE GUIDE. QUANTITY REQUIRED
- LOCK-OPERABLE FROM INTERIOIR ONLY.
- LOCK-OPERABLE FROM EXTERIOIR ONLY.

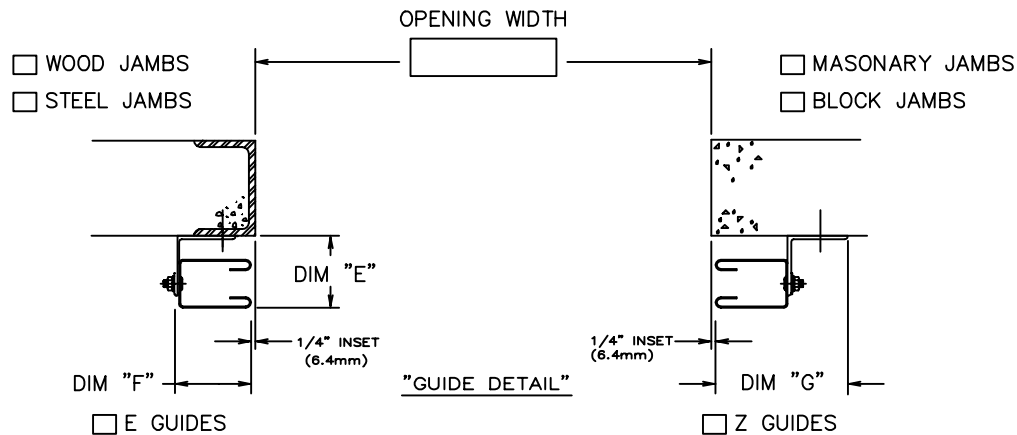
DOOR NUMBER	QTY	OPENING		MODEL	GA.	"A"	"B"	"C"	"D"	"E"	"F"	"G"	"H"	"J"	MOUNT TYPE	OPER.	DRIVE	JAMB TYPE	GUIDE	JOB:		
		WIDTH	HEIGHT																			
																					DISTRIBUTOR:	
																						CONTRACTOR:
																						ARCHITECT: NR:2904112



SLAT MODEL "LFF"



"SECTION THRU-OPENING"



E GUIDES  
(NOT AVAILABLE  
ON BLOCK OR  
MASONARY JAMBS)

"GUIDE VINYL SEAL" <input type="checkbox"/>	"NEOPRENE FLOOR SEAL" <input type="checkbox"/>	"RUBBER HOOD BAFFLE" <input type="checkbox"/>
"GUIDE BRUSH SEAL" <input type="checkbox"/>	"LINTEL BRUSH SEAL" <input type="checkbox"/>	