


DOOR NUMBER	QTY	OPENING		MODEL	GA.	"A"	"B"	"C"	"D"	"E"	"F"	"G"	"H"	"J"	MOUNT TYPE	OPER.	DRIVE	JAMB TYPE	GUIDE	JOB:	DISTRIBUTOR:	CONTRACTOR:	ARCHITECT:	
		WIDTH	HEIGHT																					



NR:2901876

DURACOIL MODEL FF/SC/LC/IF/FP  
 INTERIOR FACE MOUNT UNDER LINTEL  
 HAND CHAIN OPERATION

DURACOIL



LEFT HAND DRIVE (SHOWN)       RIGHT HAND DRIVE

"ELEVATION"

DOORS SHALL BE ROLLING STEEL MODEL DURACOIL "STANDARD" (STANDARD SERVICE DOOR) AS MANUFACTURED BY RAYNOR GARAGE DOORS.

BRACKETS- STEEL PLATES, MIN. 3/16"(4.8mm) THICK, BOLTED TO GUIDES FOR MOUNTING CURTAIN AND BARREL ASSEMBLY. DRIVE SIDE BRACKET SHALL BE FITTED WITH A SEALED BALL BEARING FOR LONG LIFE.

BARREL- STRUCTURAL STEEL PIPE, MINIMUM 4-1/2"(114.3mm) O.D.X.120" (3.0mm) WALL THICKNESS AND DESIGNED TO LIMIT MAXIMUM DEFLECTION, UNDER LOAD, TO .03"(0.76mm) PER FOOT OF SPAN.

SPRING COUNTERBALANCE- THE CURTAIN SHALL BE COUNTERBALANCED BY MEANS OF OIL TEMPERED, HELICAL TORSION SPRINGS, GREASE-PACKED AND MOUNTED ON A SINGLE CONTINUOUS STEEL TORSION SHAFT. SPRINGS SHALL BE COMPRESSION SPRING DESIGN TO FACILITATE ANY COUNTERBALANCE MAINTENANCE. CAST IRON SPRING ANCHORS SHALL TRANSFER FULL SPRING LOADING TO THE BARREL.

HOOD- SHALL BE 24 GA. COMMERCIAL QUALITY HOT-DIPPED GALVANIZED STEEL. HOOD TO HAVE ROLLED EDGES TO PROVIDE RIGIDITY.

GUIDES- STRUCTURAL STEEL ANGLES, MIN. 3/16"(4.8mm) THICK. TOP OF GUIDE ANGLES FLARED AND PROVIDED WITH 4 REMOVABLE CURTAIN STOPS.

WINDLOAD- 20 LB./SQ. FT. STANDARD. UNLESS OTHERWISE NOTED.

CHAIN HOIST- BY MEANS OF GRAY IRON REDUCTION GEARS AND GALVANIZED HAND CHAIN. MAXIMUM PULL TO BE 35 POUNDS. LOCKING TO BE ACCOMPLISHED WITH HAND CHAIN LOCK. (PADLOCK BY OTHERS.)

**MODEL FF/SC/LC**

CURTAIN- INTERLOCKING SLATS ROLLFORMED FROM COMMERCIAL QUALITY HOT DIPPED GALVANIZED (G-90) STEEL PER ASTM A-653. FINISH SHALL BE A TWO COAT BAKED ON PRIME PAINT APPLIED PRIOR TO ROLLFORMING. MALLEABLE IRON GALVANIZED ENDLOCKS FASTENED TO ALTERNATE SLATS WITH TWO ZINC PLATED STEEL RIVETS PER SLAT. ELIMINATES LATERAL MOVEMENT AND PREVENT SLATS FROM WEARING AT SURFACES COMING IN CONTACT WITH GUIDES. BOTTOM OF CURTAIN SHALL BE REINFORCED WITH TWO STEEL ANGLES, MINIMUM 2"x2"x3/16" (50.8mmX50.8mmX4.8mm). SINGLE CONTACT BOTTOM ASTRAGAL.

**MODEL IF**

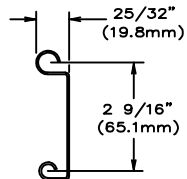
CURTAIN -INSULATED- INTERLOCKING SLATS ROLLFORMED FROM COMMERCIAL QUALITY HOT DIPPED GALVANIZED (G-90) STEEL PER ASTM A-653. EACH SLAT SHALL HAVE A 3/4" (19.1mm) THICK POLYISO FOAMBOARD CORE PLACE WITHIN THE FULL LENGTH OF THE SLAT. BACKING COVER TO BE A 24GA. HOT-DIPPED GALVANIZED STEEL. FINISH SHALL BE A TWO COAT BAKED ON PRIME PAINT APPLIED PRIOR TO ROLLFORMING. MALLEABLE IRON GALVANIZED ENDLOCKS FASTENED TO ALTERNATE SLATS WITH TWO ZINC PLATED STEEL RIVETS PER ENDLOCK. ELIMINATES LATERAL MOVEMENT AND PREVENTS THE SLATS FROM WEARING AT SURFACES COMING IN CONTACT WITH GUIDES. BOTTOM OF CURTAIN SHALL BE REINFORCED WITH TWO STEEL ANGLES, MINIMUM 2"x2"x3/16" (50.8mmX50.8mmX4.8mm). THE CURTAIN "U" VALUE IS .16 AND THE "R" VALUE IS 8.24 (SPECIFICATIONS REFLECT CALCULATED CHARACTERISTICS OF CORE MATL.).

**MODEL FP**

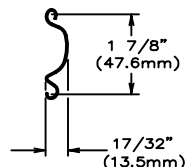
CURTAIN- SHALL CONSIST OF INTERLOCKING FLAT SLATS ROLLFORMED FROM NOT LESS THAN 22GA. COMMERCIAL QUALITY, HOT DIPPED GALVANIZED (G-90) STEEL PER ASTM A-653. SLATS SHALL BE PUNCHED WITH A SERIES OF HOLES ACROSS THEIR ENTIRE LENGTH, PROVIDING 31% OPEN AREA PER SQUARE FOOT OF DOOR. BOTTOM OF CURTAIN SHALL BE REINFORCED WITH TWO STEEL ANGLES, MINIMUM 2"x2"x3/16" (50.8mmX50.8mmX4.8mm). SINGLE CONTACT BOTTOM ASTRAGAL.

- LOCKING- SLIDE BOLT TO ENGAGE GUIDE WITH PROVISION FOR PADLOCK. (PADLOCK BY OTHERS) QUANTITY REQUIRED
- LOCKING- FIVE PIN TUMBLER CYLINDER WITH LOCK BARS TO ENGAGE THE GUIDE. QUANTITY REQUIRED
- LOCK-OPERABLE FROM INTERIOR ONLY.
- LOCK-OPERABLE FROM EXTERIOR ONLY.

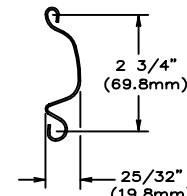
DOOR NUMBER	QTY	OPENING		MODEL	GA.	"A"	"B"	"C"	"D"	"E"	"F"	"G"	"H"	"J"	MOUNT TYPE	OPER.	DRIVE	JAMB TYPE	GUIDE	JOB:		
		WIDTH	HEIGHT																			
																					DISTRIBUTOR:	
																						CONTRACTOR:
																						ARCHITECT:
																					NR:2901876	



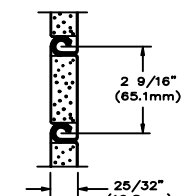
SLAT MODEL "FF"



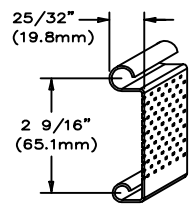
SLAT MODEL "SC"



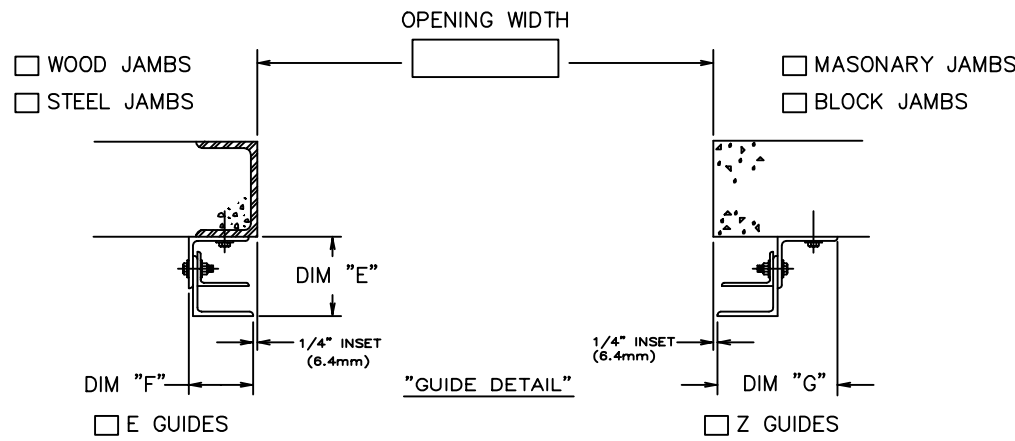
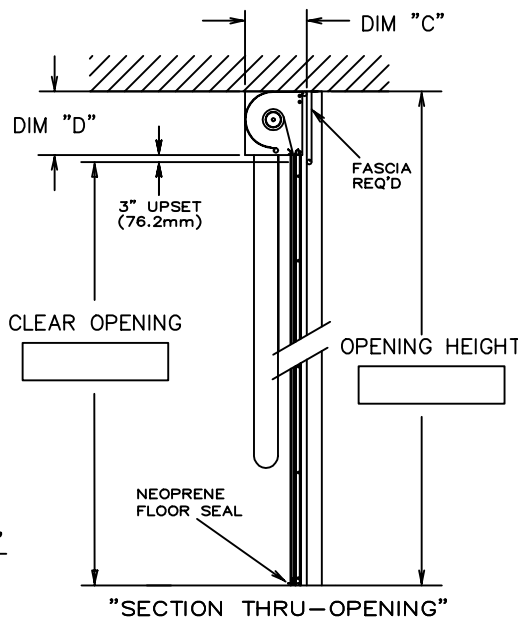
SLAT MODEL "LC"



SLAT MODEL "IF"



SLAT MODEL "FP"



E GUIDES  
(NOT AVAILABLE ON BLOCK OR MASONRY JAMBS)

Z GUIDES

