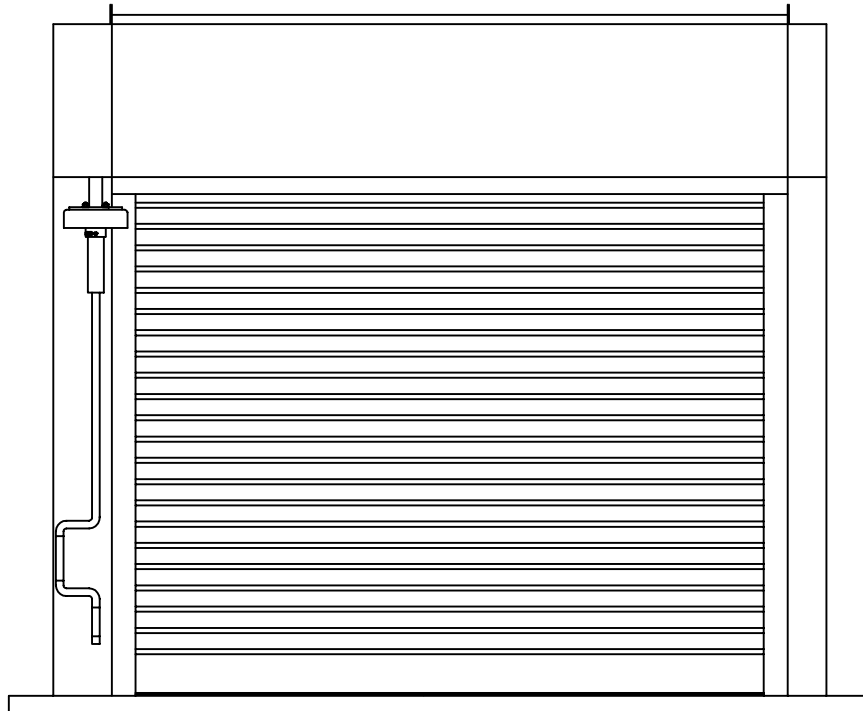


| DOOR NUMBER | QTY | OPENING | | MODEL | GA. | "A" | "B" | "C" | "D" | "E" | "F" | "G" | "H" | "J" | MOUNT TYPE | OPER. | DRIVE | JAMB TYPE | GUIDE | JOB: | | | |
|-------------|-----|---------|--------|-------|-----|-----|-----|-----|-----|-----|-----|-----|-----|-----|------------|-------|-------|-----------|-------|------|--------------|-------------|------------|
| | | WIDTH | HEIGHT | | | | | | | | | | | | | | | | | | | | |
| | | | | | | | | | | | | | | | | | | | | | DISTRIBUTOR: | | |
| | | | | | | | | | | | | | | | | | | | | | | CONTRACTOR: | |
| | | | | | | | | | | | | | | | | | | | | | | ARCHITECT: | NR:2901866 |



FIRE SHUTTER

DURASHUTTER UCP/UCS
 INTERIOR FACE MOUNT
 UNDER LINTEL
 CRANK OPERATION



LEFT HAND DRIVE
(SHOWN)

RIGHT HAND DRIVE

"ELEVATION"

COUNTER TOP
BY OTHERS

DOORS SHALL BE ROLLING STEEL MODEL DURACURTAIN "SELECT" OR "STANDARD" (COUNTER SHUTTER) AS MANUFACTURED BY RAYNOR GARAGE DOORS.

BARREL- STRUCTURAL STEEL PIPE, MINIMUM 4-1/2"(114.3mm) O.D. X.120" (3.0mm) WALL THICKNESS AND DESIGNED TO LIMIT MAXIMUM DEFLECTION, UNDER LOAD, TO .03"(0.76mm) PER FOOT OF SPAN.

SPRING COUNTERBALANCE- THE CURTAIN SHALL BE COUNTERBALANCED BY MEANS OF OIL TEMPERED, HELICAL TORSION SPRINGS, GREASE-PAKED AND MOUNTED ON A SINGLE CONTINUOUS STEEL TORSION SHAFT. SPRINGS SHALL BE COMPRESSION SPRING DESIGN TO FACILITATE ANY COUNTERBALANCE MAINTENANCE. CAST IRON SPRING ANCHORS SHALL TRANSFER FULL SPRING LOADING TO THE BARREL.

BRACKETS- 10 GAUGE GALVANIZED STEEL WITH FLANGED MOUNTING SURFACE FOR HOOD ATTACHMENT. INSIDE SURFACE SHALL BE FLUSH WITH GUIDE GROOVE. DRIVE SIDE BRACKET SHALL BE FITTED WITH A SEALED BALL BEARING FOR CONTINUED PERFORMANCE.

CRANK- BY MEANS OF WORM GEARBOX WITH REMOVABLE HANDLE.

MODEL CSS

CURTAIN- SHALL BE 22 GA. INTERLOCKING SLATS, ROLLFORMED STAINLESS STEEL. FINISH SHALL BE A #4 FINISH. PLATED ENDLOCKS FASTENED TO ALTERNATE SLATS, TO ELIMINATE LATERAL MOVEMENT AND PREVENT SLATS FROM WEARING AT SURFACES COMING IN CONTACT WITH GUIDES. BOTTOM BAR SHALL BE TUBULAR SHAPED TO REINFORCE THE CURTAIN WITH FOAM RUBBER ASTRAGAL FOR SILL PROTECTION.

GUIDES- SHALL BE 13 GA. STAINLESS STEEL, #4 FINISH, WITH REMOVABLE BELLMOUTH CURTAIN STOPS.

HOOD & SIDE COVERS- SHALL BE 24 GAUGE STAINLESS STEEL, WITH A #4 FINISH. HOOD TO HAVE ROLLED EDGES TO PROVIDE RIGIDITY.

MODEL CP

CURTAIN- SHALL BE INTERLOCKING SLATS, 22 GA., ROLLFORMED FROM COMMERCIAL QUALITY HOT DIPPED GALVANIZED (G-90) STEEL PER ASTM A-653. FINISH SHALL BE A TWO COAT BAKED ON PRIME PAINT APPLIED PRIOR TO ROLLFORMING. PLATED ENDLOCKS FASTENED TO ALTERNATE SLATS TO ELIMINATE LATERAL MOVEMENT AND PREVENT SLATS FROM WEARING AT SURFACES COMING IN CONTACT WITH GUIDES. BOTTOM BAR SHALL BE TUBULAR SHAPED TO REINFORCE THE CURTAIN WITH FOAM RUBBER ASTRAGAL FOR SILL PROTECTION.

GUIDES- SHALL BE 13 GA. GALVANIZED STEEL WITH REMOVABLE BELLMOUTH CURTAIN STOPS.

HOOD & SIDE COVERS- SHALL BE 24 GAUGE COMMERCIAL QUALITY HOT DIPPED GALVANIZED STEEL. HOOD TO HAVE ROLLED EDGES TO PROVIDE RIGIDITY.

LOCKING- SLIDE BOLT TO ENGAGE GUIDE WITH PROVISION FOR PADLOCK. (PADLOCK BY OTHERS) QUANTITY REQUIRED


LOCKING- FIVE PIN TUMBLER CYLINDER WITH LOCK BARS TO ENGAGE THE GUIDE. QUANTITY REQUIRED

LOCK-OPERABLE FROM INTERIOR ONLY.

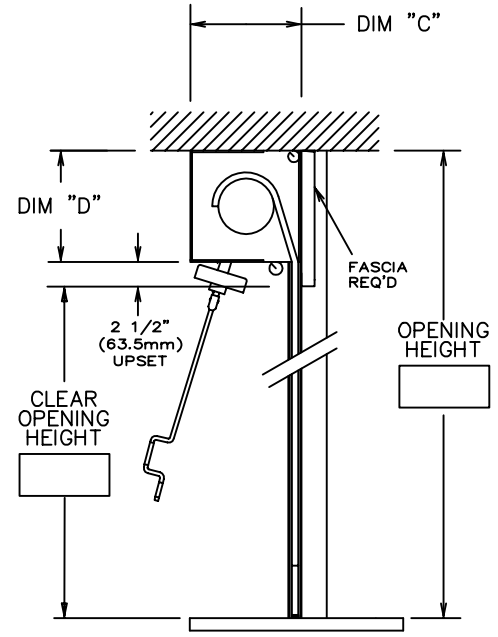
LOCK-OPERABLE FROM EXTERIOR ONLY.

LOCK-OPERABLE FROM BOTH INTERIOR AND EXTERIOR

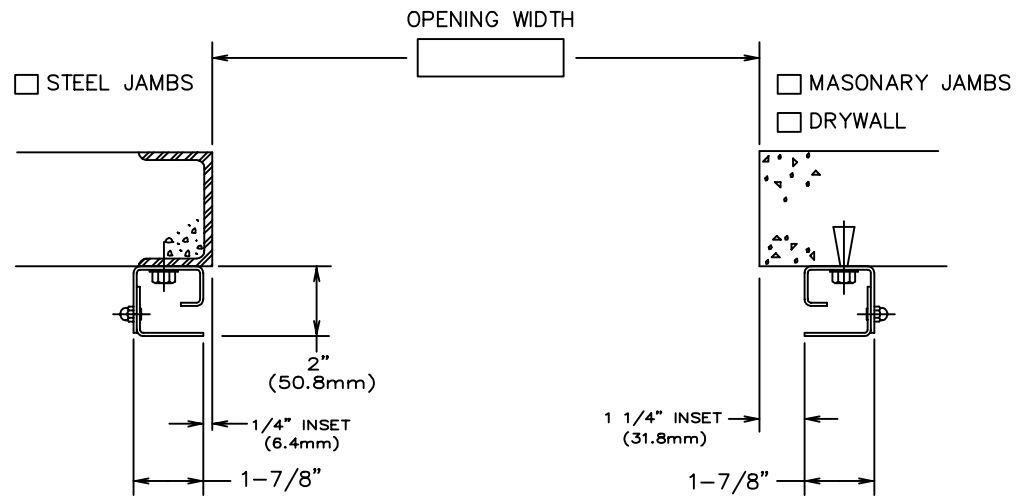
| DOOR NUMBER | QTY | OPENING | | MODEL | GA. | "A" | "B" | "C" | "D" | "E" | "F" | "G" | "H" | "J" | MOUNT TYPE | OPER. | DRIVE | JAMB TYPE | GUIDE | JOB: | | |
|-------------|-----|---------|--------|-------|-----|-----|-----|-----|-----|-----|-----|-----|-----|-----|------------|-------|-------|-----------|-------|--------------|-------------|------------|
| | | WIDTH | HEIGHT | | | | | | | | | | | | | | | | | DISTRIBUTOR: | CONTRACTOR: | ARCHITECT: |
| | | | | | | | | | | | | | | | | | | | | | | |
| | | | | | | | | | | | | | | | | | | | | | | |
| | | | | | | | | | | | | | | | | | | | | | | |
| | | | | | | | | | | | | | | | | | | | | | | NR:2901866 |



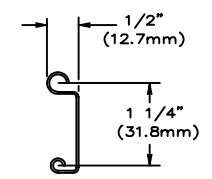
CHARGE HEADPLATE DRIVE HEADPLATE



"SECTION THRU-OPENING"



"GUIDE DETAIL"



- SLAT MODEL
- MODEL UCP
 - MODEL UCS